

COMMUNITY DISTRICT PROFILE

BX1 - MOTT HAVEN/MELROSE

November 2002

Prepared by INFOSHARE, Community Studies of New York, Inc.

BX1 - MOTT HAVEN/MELROSE*

Population by Race & Ethnicity			1990	1980
There are	82,159	persons in the district.		
	1,097	(1.3%) of the residents are White non-Hispanic.	2.0%	4.3%
	21,272	(25.9%) of the residents are Black non-Hispanic.	31.7%	35.3%
	394	(0.5%) of the residents are Asian non-Hispanic.	0.3%	0.2%
	58,204	(70.8%) of the residents are Hispanic.	65.4%	60.2%

Population by Age			1990	1980
	8,903	(10.8%) residents are 5 and under.	12.8%	10.4%
	13,890	(16.9%) residents are 6-13 years old.	15.0%	16.6%
	7,684	(9.4%) residents are 14-18 years old.	9.0%	13.8%
	326,834	(5.2%) residents are 19-21 years old.	5.5%	6.4%
	6,279	(7.6%) residents are 65 years of age or older.	7.1%	6.5%
	6,869	(8.4%) residents report limited English ability.	7.8%	17.0%

Employment		
	18,509	(32.8%) adult residents (16+ years) are employed.
	5,689	(10.1%) adult residents are officially unemployed.
	32,290	(57.2%) adult residents are not in the labor force.

Income and Poverty			1990
	\$17,410	is the median household income (2002 dollars).	\$14,204
	43,675	(53.6%) residents have incomes under 125% of poverty.	58.6%
	9,833	(51.8%) families have incomes under 130% of poverty.	
	8,081	(70.7%) families with children have incomes under 130% of poverty.	
	5,842	(85.7%) female-headed households with children are under 130% of poverty.	

Public Assistance			1997
	7,937	(9.6%) persons received TANF.	27.7%
	7,699	(9.3%) persons received Safety Net payments.	4.6%
	9,049	(11.0%) persons received SSI.	9.8%
	42,446	(51.4%) persons are Medicaid-eligible.	49.0%
	22,939	(74.9%) children are Medicaid-eligible.	68.7%

Education		
There are	19,319	registered elementary and middle school students.
	17,001	(88.0%) are eligible for free school lunch.
		28.0% of 4th graders and 10.0% of 8th graders State English Standards.
		35.0% of 4th graders and 14.0% of 8th graders State Math Standards.
	24,806	(56.6%) persons 25+ years lack a high school diploma.

Housing			1990
	25,307	(93.7%) occupied housing units are renter-occupied.	
	1,695	(6.3%) occupied housing units are owner-occupied.	
	2,250	(7.7%) housing units are vacant.	
		\$373 is the median rent.	\$282
		28.2% is the median percent of income spent on rent.	29.9%
		46.5% of housing has one or more persons per room.	22.2%

*See Citywide tables for data sources and years.

BX1 - MOTT HAVEN/MELROSE

Health	1995
292 (19.9%) births were to teen mothers in 2000.	22.4%
151 (10.3%) births were low birthweight babies.	10.9%
137 (9.3%) births received late or no prenatal care.	30.1%
6.8 is the infant mortality (infant deaths per 1000 births).	9.7
1,109 (2.5%) children with elevated lead levels, 1995-2000, and	
73 (0.17%) with lead levels requiring environmental intervention.	
897 persons are living with AIDS.	
43 deaths were due to alcohol & drug dependence.	24
9 deaths were homicides.	17
There were 1,514 ambulatory care sensitive hospital admissions*, and	2,378
620 asthma-related hospital admissions.	1,210
1,178 (9.7%) hospital admissions had no health insurance.	8.6%

*Admissions indicating inadequate access to primary (ambulatory) medical care.

Child Care
There are 22 licensed pre-school child care sites with 1,353 spaces.

Social Problems
There were 75 juveniles in detention, 1,367 reported cases of child abuse, and 465 family-related arrests.

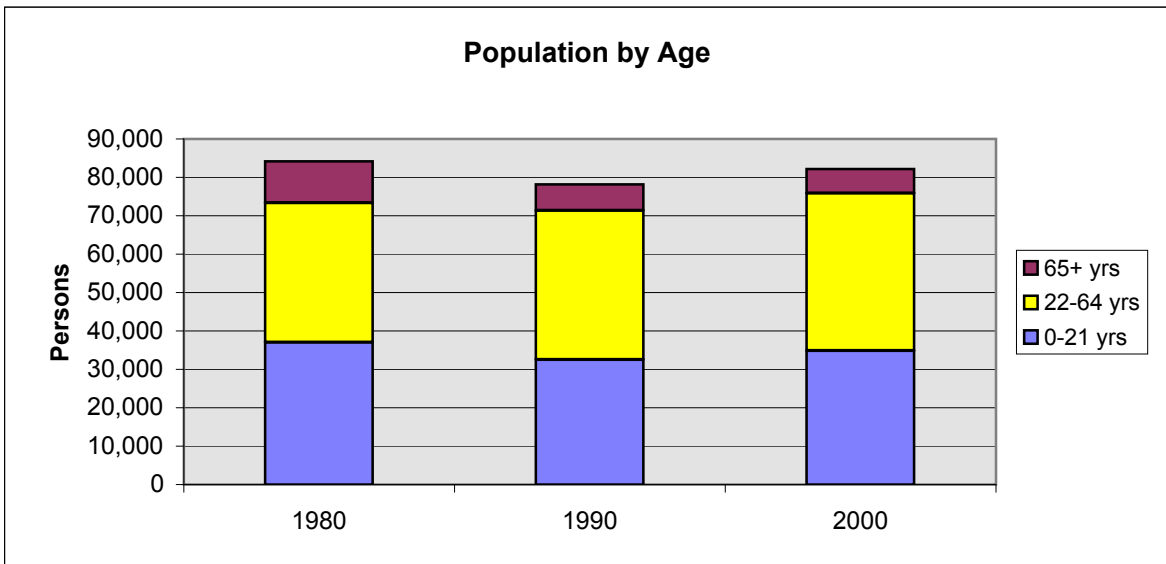
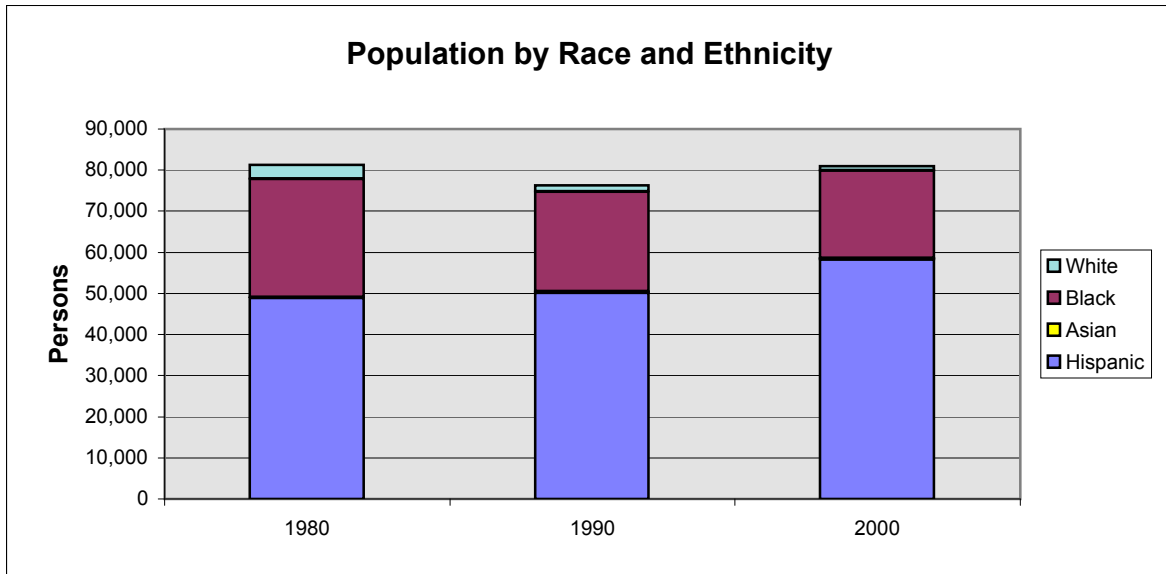
Homeless Facilities
There are 6 homeless shelters including 1 shelters for families and 4 shelters for singles.
They can hold 463 persons, including 265 persons in family shelters and 166 persons in shelters for singles.

Treatment Facilities and Senior Centers
There are 32 drug and alcohol treatment facilities and 28 mental health facilities.
They can treat 5,871 persons in drug and alcohol treatment facilities and 449 persons in mental health facilities.
There are 2 senior centers.

Immigration**
3,731 immigrants arrived between 1994 and 1998
2,060 were from the Dominican Republic
240 were from Ecuador
240 were from Honduras
174 were from Ghana
120 were from Jamaica

** Countries listed are the five leading countries of birth of recent immigrants to this District.

BX1 - MOTT HAVEN/MELROSE

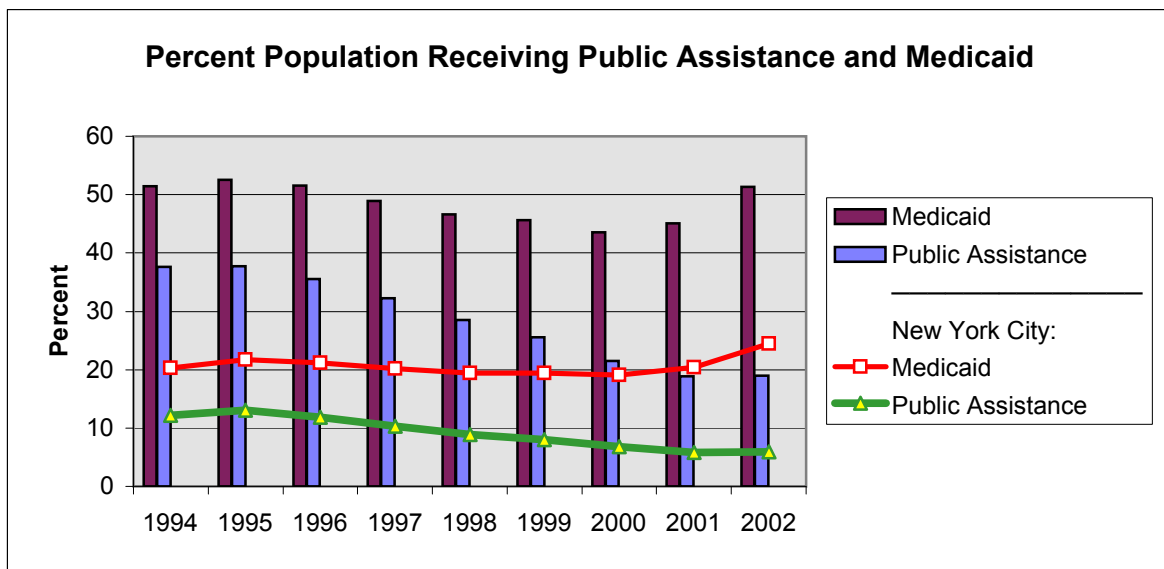


Source: U.S. Bureau of the Census, 2000

BX1 - MOTT HAVEN/MELROSE



Source: U.S. Bureau of the Census, 2000



Source; NYC Human Resources Administration, 2002